

SARVAMANGAL MERCANTILE COMPANY LIMITED

CIN : L51100MH1983PLC029600

Regd. Off. : No.2, Mohatta Bhavan Property, Off. Dr. E. Moses Road, Worli, Mumbai - 400 018. Tel. : 24964656 Fax : 2496 3055
Correspondence Address : 1076, Dr. E. Moses Road, Worli, Mumbai - 400 018. Website : www.sarvamangalmercantile.com
Email : info@sarvamangalmercantile.com

Date: November 14, 2019

To,
BSE Limited
Floor 25, P J Towers
Dalal Street
Mumbai - 400001

Dear Sir/ Madam,

Sub: *Outcome of Board Meeting*
Ref: BSE: Scrip Code: 506190

Pursuant to the provisions of Regulation 30 and Regulation 33 of Securities and Exchange Board of India (Listing Obligations and Disclosures Requirements) Regulations, 2015, the Board of Directors of the Company at their Meeting held on November 14, 2019 has approved the Un-Audited Financial Results of the Company and Statement of Assets and Liabilities for the quarter/half-year ended September 30, 2019, as per Regulation 33 of SEBI (Listing Obligations and Disclosure Requirements) Regulations, 2015.

A copy of the Un-Audited Standalone Financial Results for the quarter/half-year ended September 30, 2019 along with Limited Review Report issued by the Statutory Auditors of the Company are enclosed herewith.


The Meeting of the Board of Directors of the Company was commenced at 02:30 P.M. and concluded at 03:20 P.M.

We hope you will find it in order and request you to take the same on your records.


Thanking you,

Yours faithfully,

For Sarvamangal Mercantile Company Limited.



Prakhar Gupta
Company Secretary & Compliance Officer





R. SONI & CO.

CHARTERED ACCOUNTANTS

1509, Ghanshyam Enclave, New Link Road, Near Lalji Pada Police Chowki,
Kandivali (West), Mumbai - 400 067.

Limited review Report

Review report to Board of Directors,

Sarvamangal Mercantile Company Limited


We have reviewed the accompanying statement of unaudited financial results of **M/s Sarvamangal Mercantile Company Limited** for the quarter ended 30th September 2019 and year to date from 01st April 2019 to 30th September 2019.


This statement is the responsibility of the Company's Management and has been approved by the Board of Directors. Our responsibility is to issue a report on these financial statements based on our review.

We conducted our review of the Statement in accordance with the Standard on Review Engagements (SRE) 2410 "Review of Interim Financial Information Performed by the Independent Auditor of the Entity", issued by the Institute of Chartered Accountants of India. This standard requires that we plan and perform the review to obtain moderate assurance as to whether the financial statements are free of material misstatement. A review is limited primarily to inquiries of company personnel and analytical procedures applied to financial data and thus provides less assurance than an audit. We have not performed an audit and accordingly, we do not express an audit opinion.

Based on our review conducted as above, nothing has come to our attention that causes us to believe that the accompanying statement of unaudited financial results prepared in accordance with applicable accounting standards and other recognized accounting practices and policies has not disclosed the information required to be disclosed in terms of Regulation 33 of the SEBI (Listing Obligations and Disclosure Requirements) Regulations, 2015 including the manner in which it is to be disclosed, or that it contains any material misstatement.

For R SONI & COMPANY
Chartered Accountants
FRN: 130349W




RAJESH SONI
Partner
Membership Number: 133240

Place of signature: Mumbai
Date: 14/11/2019

UDIN: 19133240AAAARF6826

Sarvamangal Merchantile Co. Limited
CIN: L51100MH1983PLC029600

E-mail Id - info@sarvamangalmercantile.com, website - www.sarvamangalmercantile.com

Tel. No.: 022 24964656 - 60 Fax No.: 022 24963055

Statement of Unaudited Financial Results for the quarter/ Half Year Ended Sept 30, 2019

(Rs. In Lakhs)

Particulars	For the Quarter ended			For the Half Year ended		Year Ended
	Sept 30, 2019 (Unaudited)	June 30, 2019 (Unaudited)	Sept 30, 2018 (Unaudited)	September 30, 2019 (Unaudited)	September 30, 2018 (Unaudited)	March 31, 2019 (Audited)
I INCOME						
Gross revenue from sale of products	218.91	-	18.00	218.91	18.00	322.41
Other operating revenue	-	-	-	-	-	-
Revenue from operations	218.91	-	18.00	218.91	18.00	322.41
Other Income	20.37	13.13	22.50	33.50	26.87	41.61
Total Revenue (I)	239.28	13.13	40.50	252.41	44.87	364.02
II EXPENSES						
Cost of Materials Consumed	-	-	-	-	-	-
Stores & Spares Consumed	-	-	-	-	-	-
Purchase of Stock-in-trade	208.34	4.16	86.29	212.50	86.29	290.77
Excise Duty	-	-	-	-	-	-
Changes in inventories of finished goods, stock in trade and work in progress	4.16	(4.16)	(69.11)	-	(70.07)	-
Employee benefits expense	2.83	3.24	1.90	6.07	3.83	9.43
Finance Cost	14.89	16.00	15.87	30.89	29.72	53.39
Depreciation and amortisation expense	-	-	0.04	-	0.08	0.15
Other Expenses	2.67	2.62	7.00	5.29	12.65	31.96
Total Expenses (II)	232.89	21.86	41.99	254.75	62.49	385.70
III Profit / (loss) before exceptional items and tax (I-II)	6.39	(8.73)	(1.49)	(2.34)	(17.62)	(21.68)
IV Exceptional item	-	-	-	-	-	-
V Profit / (Loss) before tax (III - IV)	6.39	(8.73)	(1.49)	(2.34)	(17.62)	(21.68)
VI Tax expense						
Current Tax relating to :	-	-	-	-	-	-
- Current Year	-	-	-	-	-	-
MAT Credit Entitlement	-	-	-	-	-	-
- Earlier Year	-	-	-	-	-	-
Deferred Tax	-	-	-	-	-	-
VII Profit / (Loss) after tax for the period from continuing operations (V - VI)	6.39	(8.73)	(1.49)	(2.34)	(17.62)	(21.68)
VIII Profit/(loss) for the period	6.39	(8.73)	(1.49)	(2.34)	(17.62)	(21.68)




Particulars	For the Quarter ended			For the Half Year ended		Year Ended
	Sept 30, 2019 (Unaudited)	June 30, 2019 (Unaudited)	Sept 30, 2018 (Unaudited)	September 30, 2019 (Unaudited)	September 30, 2018 (Unaudited)	March 31, 2019 (Audited)
IX Other Comprehensive Income						
A) Items that will not be reclassified to profit or loss						
(i) Remeasurement of defined benefit plans;	-	-	-	-	-	-
(ii) Equity Instruments through OCI;	(254.61)	(442.54)	(847.60)	(697.15)	(1,195.95)	(1,137.04)
(iii) Fair value changes relating to own credit risk of financial liabilities designated at fair value through profit or loss;	-	-	-	-	-	-
(iv) Shares of others comprehensive income in Associates and Joint Ventures, to the extent not to be classified into profit or loss; and	-	-	-	-	-	-
(v) Deferred Tax on above	-	-	-	-	-	-
X Other comprehensive income for the period after tax	(254.61)	(442.54)	(847.60)	(697.15)	(1,195.95)	(1,137.04)
XI Total comprehensive income for the period (XI + XIII)	(248.22)	(451.27)	(849.09)	(699.49)	(1,213.57)	(1,158.72)
XII Paid-up equity share capital	24.90	24.90	24.90	24.90	24.90	24.90
Face Value Rs.10/- per share each	-	-	-	-	-	-
XIII Other Equity						1,959.96
(Excluding Revaluation Reserve)						
XIV Earnings per share (in Rs.)						
Face Value Rs.10/- per share each (not annualised):						
Basic & Diluted earnings per share	2.57	(3.51)	(0.60)	(0.94)	(7.08)	(8.71)

Notes

- The above results were reviewed by the Audit Committee and approved by the Board of Directors at their respective meetings held on November 14, 2019. The results for the quarter/ half year ended September 30, 2019 have been reviewed by the Statutory Auditors of the Company.
- The Unaudited standalone financial results have been prepared in accordance with Indian Accounting Standards (Ind AS), the provisions of the Companies Act, 2013 (The Act), as applicable and guidelines issued by the Securities and Exchange Board of India (SEBI).
- The Company has only one business segment hence segment reporting is not applicable.
- Previous quarter/ half Year/ Year figures are re-classified / re-arranged / re-grouped wherever necessary.

For and on behalf of the Board of Directors
Sarvamangal Mercantile Company Limited

Place: Mumbai
Date: November 14, 2019



Sanjay Jain
Director
DIN: 00047973

Sarvamangal Merchantile Co. Limited

CIN: L51100MH1983PLC029600

Registered office: No. 2 Mohatta Bhavan Properties Off. Dr E Moses Road, Worli, Mumbai - 400018


E-mail Id - info@sarvamangalmercantile.com, website - www.sarvamangalmercantile.com

Tel. No.: 022 24964656 - 60 Fax No.: 022 24963055

Statement of Assets and Liabilities as at September 30, 2019

(Rs. In lakhs)


Assets	As at Sept 30, 2019 Unaudited	As at March 31, 2019 Audited
Non-current Assets		
(a) Property, Plant and Equipment	0.14	0.14
(b) Financial Assets		
(i) Investments	2201.49	2898.63
(ii) Loans & Advances	0.77	0.77
Total non-current assets	2202.40	2899.54
Current Assets		
(a) Financial Assets		
(i) Trade Receivables	508.23	432.14
(ii) Cash & cash equivalents	1.78	2.55
(iii) Loans	295.91	375.02
(a) Current Tax Assets (net)	5.73	6.63
Total current assets	811.65	816.34
Total Assets	3014.05	3715.88




Equity and Liabilities	As at Sept 30, 2019 Unaudited	As at March 31, 2019 Audited
Equity		
(a) Equity Share capital	24.90	24.90
(b) Other Equity	1260.48	1959.96
Total Equity	1285.38	1984.86
Liabilities		
Non-current Liabilities		
(a) Financial Liabilities		
(i) Borrowings	6.00	6.00
(ii) Trade Payables	-	-
(ii) Others	-	-
(b) Provisions	-	-
(c) Deferred tax liabilities (Net)	-	-
(c) Other non-current liabilities	-	-
Total non-current liabilities	6.00	6.00
Current Liabilities		
(a) Financial Liabilities		
(i) Borrowings	159.12	175.31
(ii) Trade Payables		
(a) total outstanding dues of micro enterprises and small enterprises; and	-	-
(b) total outstanding dues of creditors	104.86	60.17
(iii) Other financial liabilities	1457.53	1478.53
(b) Other current liabilities	1.16	11.01
(c) Provisions	-	-
(d) Current Tax Liabilities (Net)	-	-
Total current liabilities	1722.67	1725.02
Total Liabilities	1728.67	1731.02
Total equity and liabilities	3014.05	3715.88

For and on behalf of the Board of Directors
Sarvamangal Mercantile Company Limited

Place: Mumbai
Date: November 14, 2019




Sanjay Jain
Director
DIN: 00047973

Sarvamangal Merchantile Co. Limited
Statement of Cash flows

(Rs. In lakhs)

	For the period ended		
	Sept 30, 2019 Unaudited	Sept 30, 2018 Unaudited	March 31, 2019 Audited
Cash flows from operating activities Profit before Tax	(2.33)	(17.62)	(21.68)
Adjustments for:			
Depreciation, Amortization and Impairment	-	0.07	0.15
Finance Costs	30.89	29.72	53.39
Profit Share of Partnership Firm	6.36	(0.80)	7.00
Operating cash flow before changes in assets and liabilities	34.91	11.37	38.86
Decrease/(increase) in inventory	-	(70.06)	-
Decrease/(increase) in trade receivables	(76.09)	(15.28)	(170.54)
Decrease/(increase) in other financial and non-financial assets	0.90	-	(0.57)
Increase/(decrease) in trade payable	44.70	60.49	(1.24)
Increase/(decrease) in other financial and non-financial liabilities	(37.20)	20.17	140.07
Cash generated from operations	(32.79)	6.69	6.58
Income tax paid	-	-	-
Net cash inflow from operating activities	(32.79)	6.69	6.58
Cash flows from investing activities			
Sale of Shares	-	-	-
Property, Plant and equipment & Capital Work-in-Progress	-	-	-
Changes in Investments	-	-	-
Effect of OCI - Fair Value Measurements	-	-	-
Net cash flow from investing activities	-	-	-
Cash flows from financing activities			
Borrowing Cost - Finance Cost	(30.89)	(29.72)	(53.39)
Other Financing Activities	-	(2.30)	(2.30)
Repayments of Borrowings	-	-	(25.00)
Redemption of preference Share	-	-	-
Loan received	(16.19)	160.73	131.78
Loans granted	79.10	(135.65)	(56.94)
Interest & other borrowing costs paid	-	-	-
Net cash flow from financing activities	32.02	(6.94)	(5.85)
Net increase/(decrease) in cash and cash equivalents during the year	(0.77)	(0.25)	0.74
Cash and cash equivalents at beginning of the financial year	2.55	1.81	1.81
Effect of exchange rate changes on cash and cash equivalents	-	-	-
Cash and cash equivalents at end of the financial year	1.78	1.56	2.55
Cash and cash equivalents at end of the financial year			

